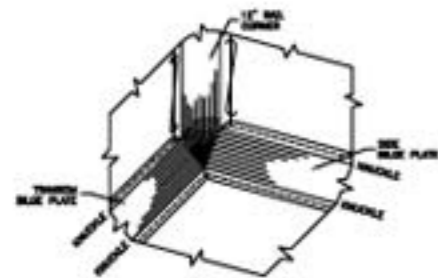



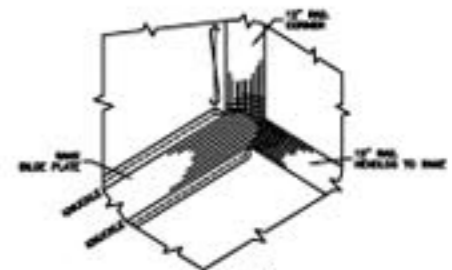
NO.	REVISION	DATE	BY
1	ISSUE	10/21/78	



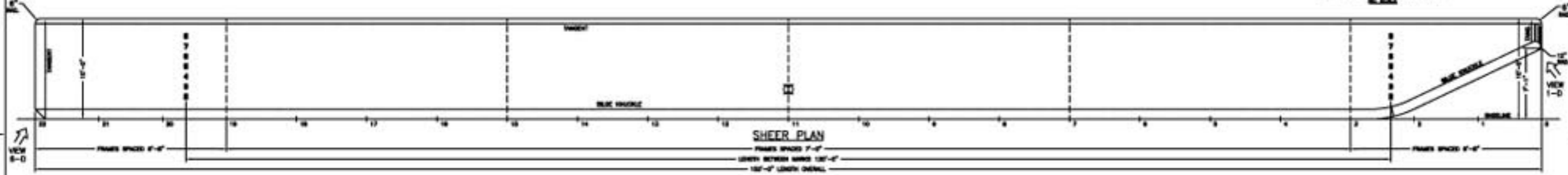
VIEW 6-D
BOW SECTION CORNER PERSPECTIVE
1/4\"/>



BODY PLAN



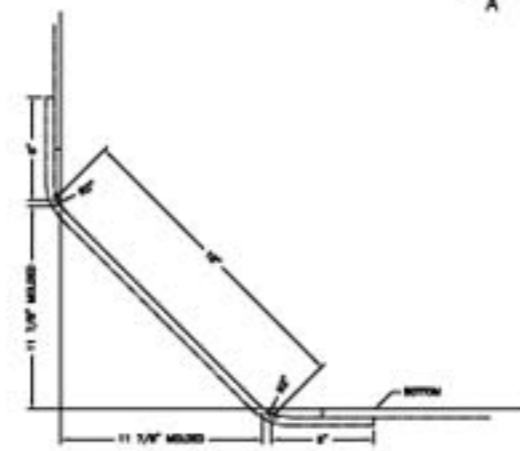
VIEW 1-D
STERN SECTION CORNER PERSPECTIVE
1/4\"/>



SHEER PLAN
FRAMES SPACED 7'-0"
LENGTH BETWEEN MARKS 127'-0"
127'-0" LENGTH OVERALL



HALF-BREADTH PLAN



SECTION 5-A
HULL LINE OF BARGE
E.A.C.H.

PRINCIPAL PARTICULARS

LENGTH OF HULL, WELDED	127'-0"
BEAM, WELDED	45'-0"
DEPTH, WELDED	17'-0"

BASIC MARINE, INC
150' x 45' x 10' DECK BARGE
LINES PLAN

NO. 08031	REV. NO. 839-01	NO.
1/4" = 1'-0"		1 OF 1